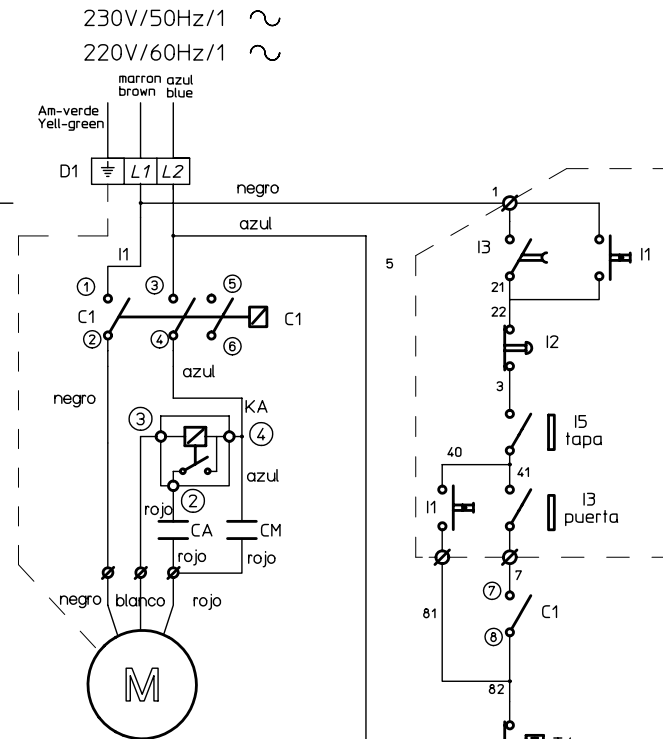
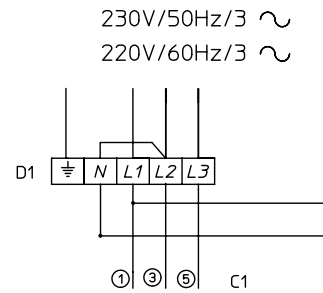
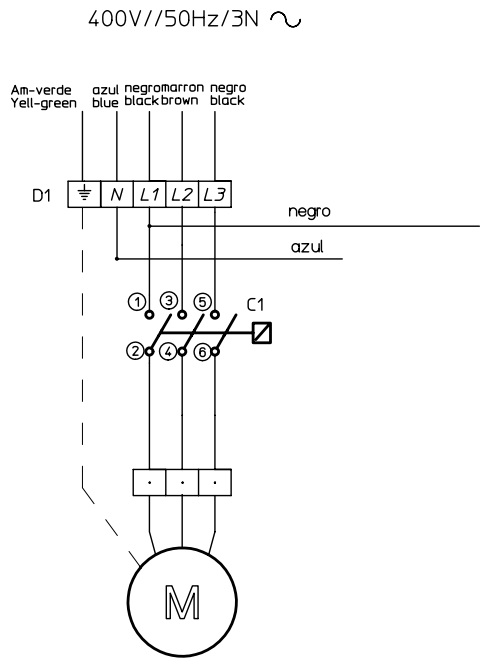
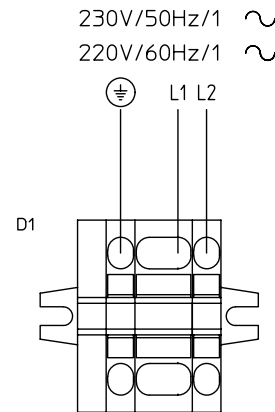
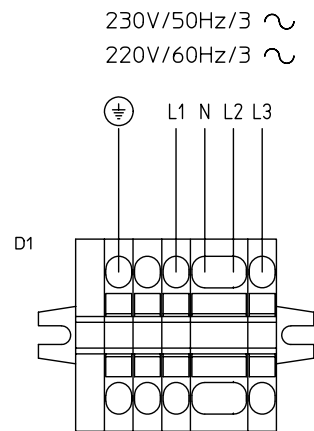
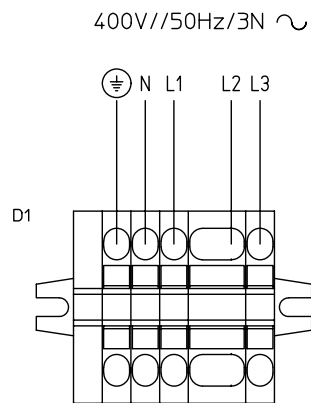


	Denominación	Description	Denomination
CA	CONDENSADOR DE ARRANQUE	PHASE CAPACITOR	CONDENSATEUR DE DÉMARRAGE
CM	CONDENSADOR PERMANENTE	PERMANENT CAPACITOR	CONDENSATEUR PERMANENT
C1	CONTACTOR	CONTACTOR	CONTACTEUR
D1	REGLETA CONEXION	CONNECTING STRIP	RÉGLÈTTE DE CONEXION
I1	PULSADOR MARCHA	START PUSHBUTTON	INTERRUPTEUR DE MARCHÉ
I2	PULSADOR PARADA	STOP PUSHBUTTON	INTERRUPTEUR D'ARRÊT
I3	INTERRUPTOR MAGNETICO PUERTA	MICROSWITCH	MICRORRUPTEUR
I5	INTERRUPTOR MAGNETICO TAPA	MAGNETIC MICRO-SWITCH	MICRORRUPTEUR MAGNÉTIQUE
KA	RELE ARRANQUE	START RELAY	RELAIS DE MARCHÉ
M	MOTOR	MOTOR	MOTEUR
T4	PROTECCION TERMICA MOTOR	MOTOR THERMAL PROTECTION	PROTECTION THERMIQUE MOTEUR



CAJA DE MANDOS



- CAMBIO DE TENSION 400V/230V
- 1-Desconectar el neutro de la regleta de conexiones. Conectar el puente según el esquema.
 - 2-Conectar el bloque de conexiones del motor 400V/230V
 - 3-Ajustar el rele termico según el esquema