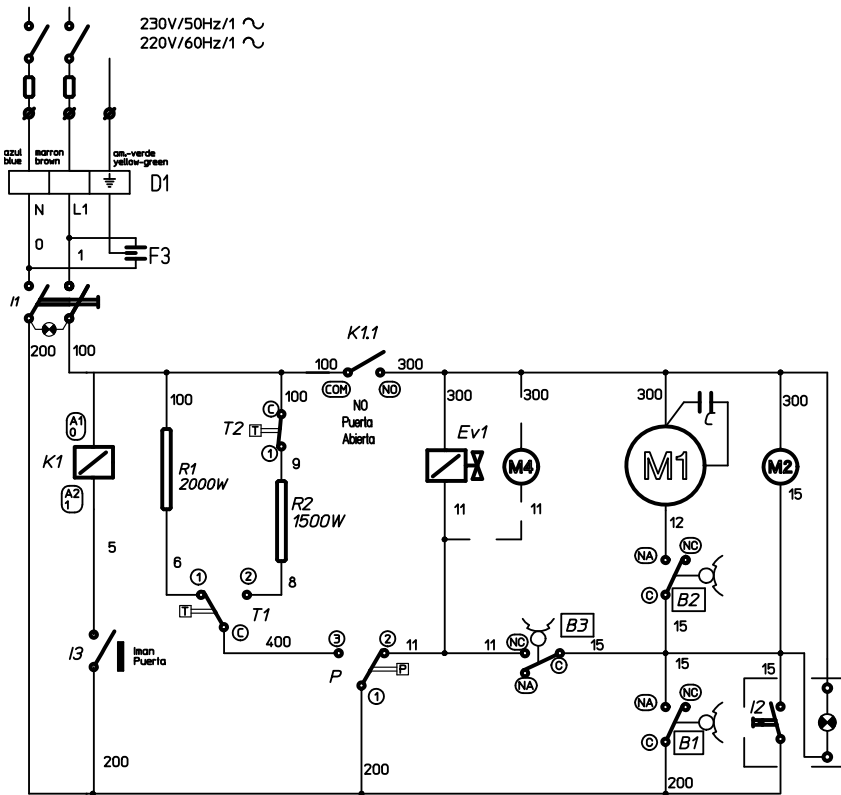
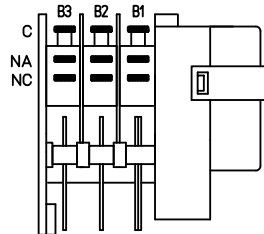


	Denominación	Description	Denomination
C	CONDENSADOR MOTOR	MOTOR CONDENSER	CONDENSATEUR MOTEUR
D1	REGLETA CONEXION	TERMINAL STRIP	REGLETTE DE CONNEXION
EV1	ELECTROVALVULA AGUA CALIENTE	HOT WATER ELECTROVALVE	ELECTROVALVE EAU CHAUDE
F3	FILTRO SUPRESION INTERFERENCIAS	INTERFERENCES SUPPRESSION FILTER	FILTRE SUPPRESSION INTERFÉRENCE
I1	INTERRUPTOR GENERAL LUMINOSO	MAIN SWITCH	INTERRUPTEUR GÉNÉRAL
I2	PULSADOR LUMINOSO CICLO	LUMINOUS CYCLE BUTTON	TOUCHE LUMINEUSE CYCLE
I3	INTERRUPTOR MAGNETICO PUERTA	DOOR MAGNETIC SWITCH	INTERRUPTEUR MAGNETIQUE PORTE
I6	PULSADOR VACIADO	DRAINING BUTTON	TOUCHE DE VIDANGE
K1	RELE PUERTA	DOOR RELAY	RELAYS PORTE
M1	BOMBA LAVADO	WASH PUMP	POMPE DE LAVAGE
M2	PROGRAMADOR	PROGRAMMER	PROGRAMMATEUR
M3	BOMBA VACIADO	DRAIN PUMP	POMPE DE VIDANGE
M4	DOSIFICADOR DETERGENTE	DETERGENT DOSER	DOSEUR DÉTERGENT
P	PRESOSTATO	PRESSURESTAT	PRESOSTAT
R1	RESISTENCIA CALDERIN	BOILER ELEMENT	CONTACTEUR RESISTANCE CHAUDIÈRE
R2	RESISTENCIA CUBA	TANK ELEMENT	RESISTANCE CHAUDIÈRE
T1	TERMOSTATO CALDERIN	BOILER THERMOSTAT	THERMOSTAT CHAUDIÈRE
T2	TERMOSTATO CUBA	BOILER SAFETY THERMOSTAT	THERMOSTAT SÉCURITÉ CHAUDIÈRE

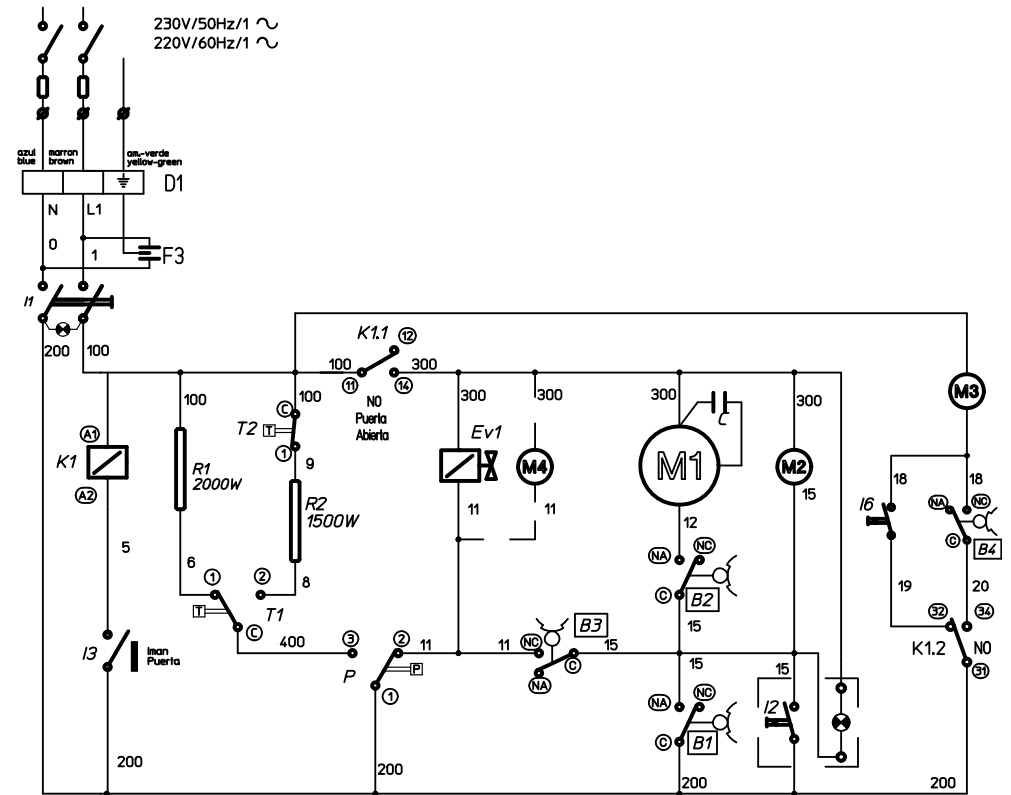


P-35/41

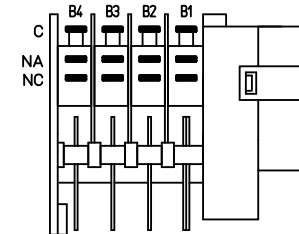


B1: Autoalimentación
B2: Lavado
B3: Aclarado

MODELOS NO "B": DIAGRAMA SEGÚN PLANO 2310451



P-41B



B1: Autoalimentación
B2: Lavado
B3: Aclarado
B4: Vaciado

MODELOS "B": DIAGRAMA SEGUN PLANO 2310452