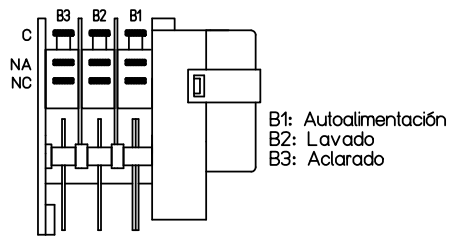
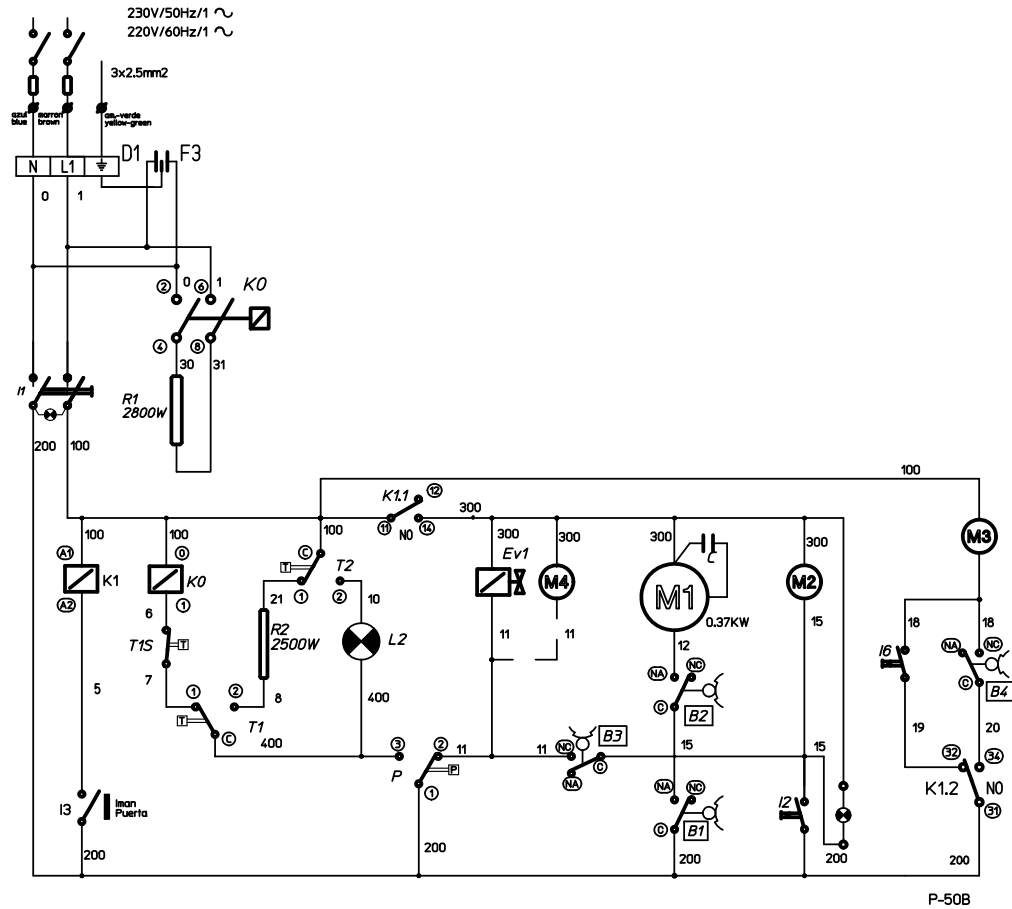
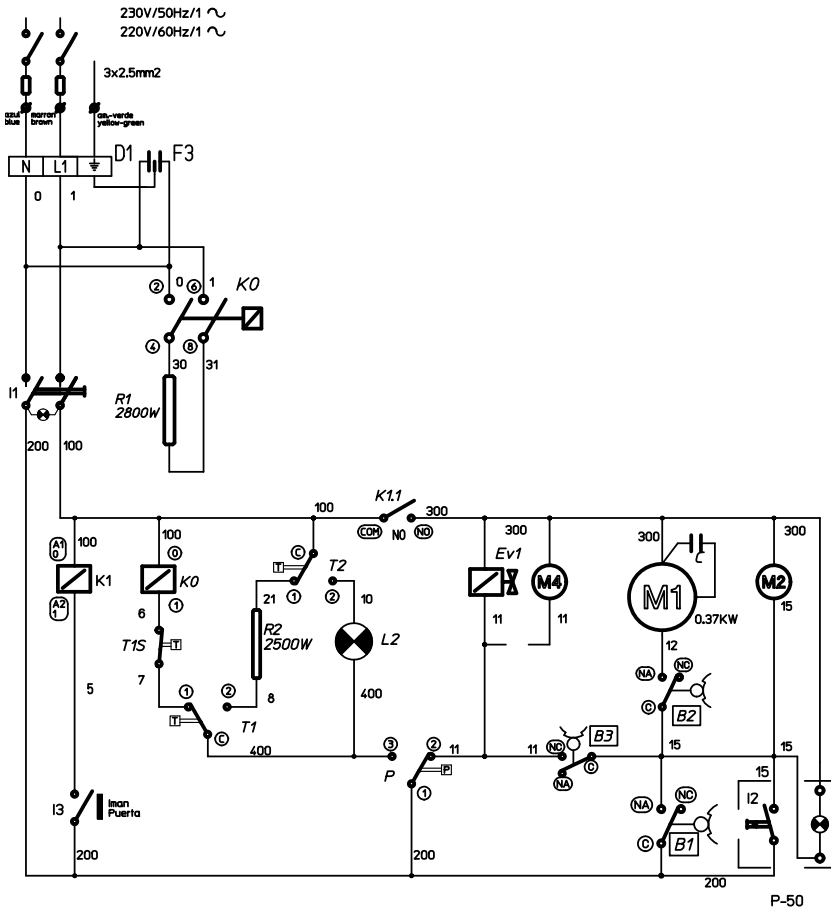
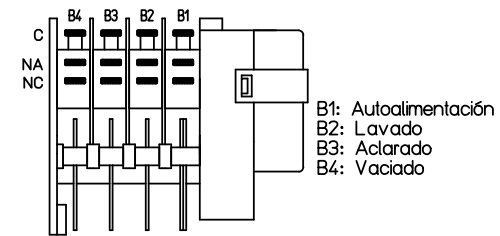


	Denominación	Description	Denomination
C	CONDENSADOR MOTOR	CAPACITOR MOTOR	CONDENSATEUR MOTEUR
D1	REGLETA CONEXION	TERMINAL STRIP	REGLETTE CONNEXION
EV1	ELECTROVALVULA AGUA CALIENTE	HOT WATER ELECTROVALVE	ELECTROVALVE EAU CHAUDE
F3	FILTRO SUPRESION INTERFERENCIAS	INTERFERENCE SUPPRESSION FILTER	FILTRE SUPPRESSION INTERFÉRENCES
I1	INTERRUPTOR GENERAL	MAIN SWITCH	INTERRUPTEUR GENERAL
I2	PULSADOR LUMINOS CICLO	LUMINOUS CYCLE BUTTON	TOUCHE LUMINEUSE CYCLE
I3	INTERRUPTOR MAGNETICO PUERTA	DOOR MAGNETIC SWITCH	INTERRUPTEUR MAGNETIQUE PORTE
I6	PULSADOR VACIADO	DRAINNIG BUTTON	TOUCHE DE VIDANGE
K0	RELE POTENCIA CALDERIN	BOILER POWER RELAY	RELAIS PUISSANCE CHAUDIÈRE
K1	RELE PUERTA	DOOR RELAY	RELAYS PORTE
L2	PILOTO MÁQUINA PREPARADA	MACHINE READY LIGHT	LAMPE -TÉMOIN MACHIN PRÊTE
M1	BOMBA LAVADO	WASH PUMP	POMPE DE LAVAGE
M2	PROGRAMADOR	PROGRAMER	PROGRAMMATEUR
M3	BOMBA VACIADO	DRAIN PUMP	POMPE DE VIDANGE
M4	DOSIFICADOR DE DETERGENTE	DETERGENT DOSER	DOSEUR DÉTERGENT
P	PRESOSTATO	PRESSURESTAT	PRESOSTHAT
R1	RESISTENCIA CALDERIN	BOILER ELEMENT	RESISTANCE CHAUDIERE
R2	RESISTENCIA CUBA	TANK ELEMENT	RESISTANCE CUVE
T1	TERMOSTATO CALDERIN	BOILER THERMOSTAT	THERMOSTAT CHAUDIÈRE
T1S	TERMOSTATO SEGURIDAD CALDERIN	BOILER SAFETY THERMOSTAT	THERMOSTAT SECURITÉ CHAUDIÈRE
T2	TERMOSTATO CUBA	TANK THERMOSTAT	THERMOSTAT CUVE



MODELOS NO *B*: DIAGRAMA SEGÚN PLANO 2310455



MODELOS *B*: DIAGRAMA SEGUN PLANO 2310456