

1

2

3

4

5

6

A

A

B

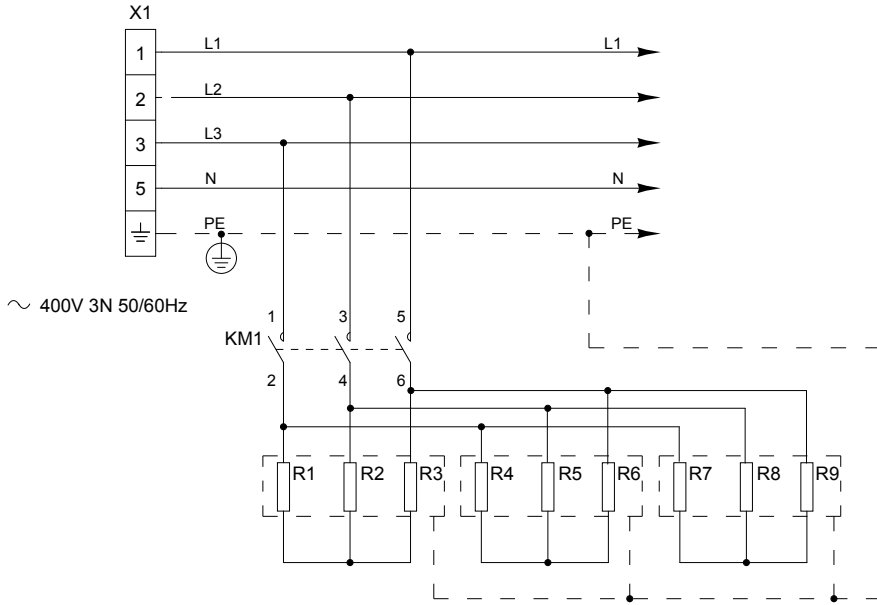
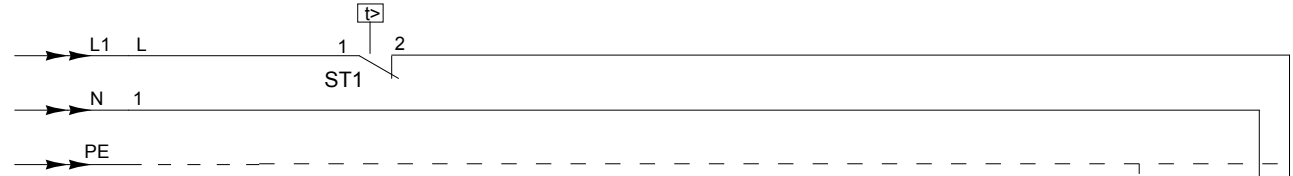
B

C

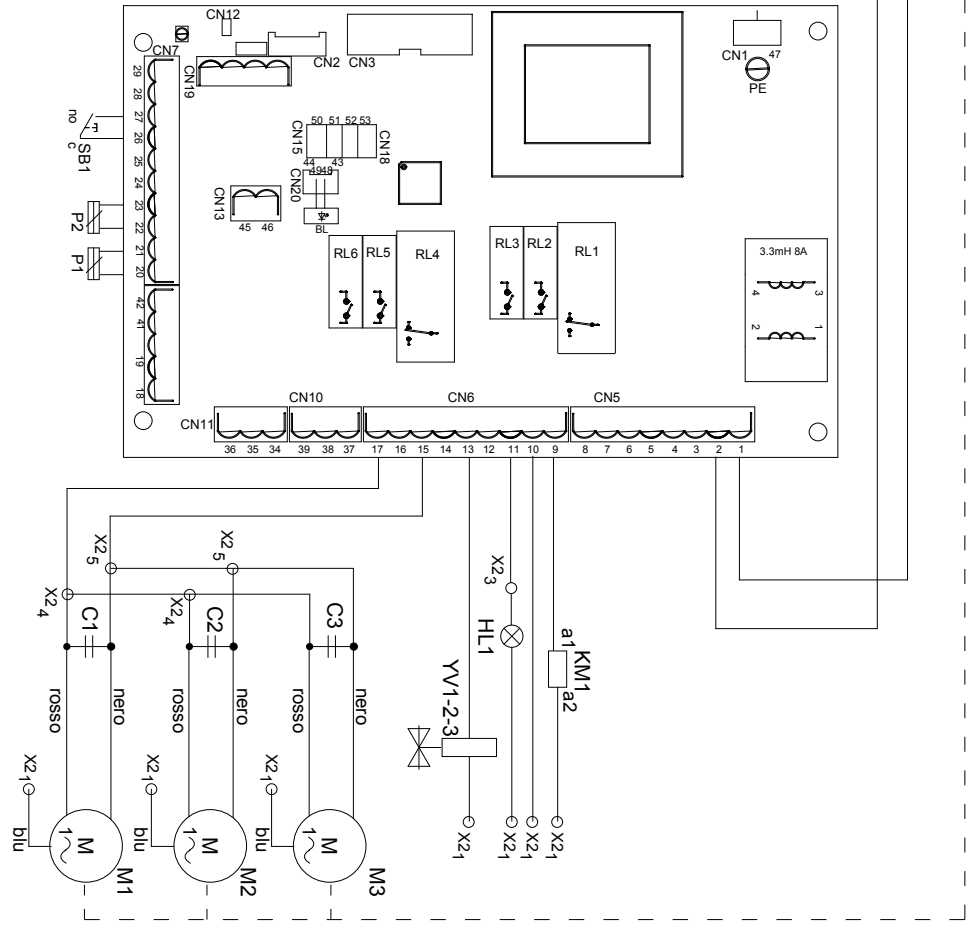
C

D

D



~ 400V 3N 50/60Hz



GARBIN s.r.l.
Via Fontanelle,6
36050 MONTEVIALE VI

Modello **101GE-VAP**
101GL-VAP
104PE-VAP

Descrizione **SCHEMA ELETTRICO COMANDI DIGITALI**

N° disegno/file 601.14.001	Rev. 02	Data 29/12/10	Note
Firma R. GARBIN	Foglio --	Formato A4	

N° matricola
S/N

XXXXXX -

A termine di legge ci riserviamo la proprietà di questo disegno con divieto di riprodurlo o di renderlo noto a terzi senza nostra autorizzazione.

1

2

3

4

1

2

3

4

5

6

GB

C1-C2-C3 CAPACITOR
 BL BACK LIGTH -
 HL1 HALLOGEN LAMP
 KM1 ELEMENTS CONTACTOR
 M1-M2-M3 MOTOR FAN
 P1 THERMOSTAT PROBE
 P2 CORE PROBE
 R1-R2-R3 HEATING ELEMENT
 R4-R5-R6 HEATING ELEMENT
 R7-R8-R9 HEATING ELEMENT
 SB1 DOOR SWITCH
 ST1 SAFETY THERMOSTAT
 X1 SUPPLY TERMINAL BOARD
 X2 BRANCH TERMINAL BOARD
 YV1-2-3 SOLENOID VALVE HUMIDIFIER

FR

C1-C2-C3 CONDENSATEUR
 BL BACK LIGTH -
 HL1 HALLOGENE LAMPE
 KM1 CONTACTEUR RESISTENCE
 M-M2-M3 MOTEUR
 P1 SONDE THERMOSTAT
 P2 SONDE AU COEUR
 R1-R2-R3 RESISTANCE
 R4-R5-R6 RESISTANCE
 R7-R8-R9 RESISTANCE
 SB1 MICRO PORTE
 ST1 THERMOSTAT DE SICURITE
 X1 BORNE ALIMENTATION
 X2 BORNE DE DERIVATION
 YV1-2-3 ELECTROVANNE HUMIDIFICATEUR

DE

C1-C2-C3 KONDENSATOR
 BL BACK LIGTH -
 HL1 HALOGENBELEUCHTUNG
 KM1 HEIZKORPERSCHUTZ GARRAUM
 M1-M2-M3 MOTOR
 P1 FUHLER
 P2 FUHLER
 R1-R2-R3 HEIZKORPER
 R4-R5-R6 HEIZKORPER
 R7-R8-R9 HEIZKORPER
 SB1 TURKONTAKTSCHALTER
 ST1 SICHERHEITSTHERMOSTAT
 X1 VERSORGUNGSKLEMMENLEISTE
 X2 ABZWEIGUNGSKLEMMENLEISTE
 YV1-2-3 MAGNETICVENTIL BESCHWADUNG

ES

C1-C2-C3 CONDENSATOR
 BL BACK LIGTH -
 HL1 LAMPARA
 KM1 CONTACTOR RESISTENCIA
 M1-M2-M3 MOTOR
 P1 SONDA TERMOSTATO
 P2 SONDA AL CORAZON
 R1-R2-R3 RESISTANCIA
 R4-R5-R6 RESISTANCIA
 R7-R8-R9 RESISTANCIA
 SB1 MICRO PUERTA
 ST1 TERMOSTATO DE SEGURIDAD
 X1 REGLETE DE ALIMENTACION
 X2 REGLETE DE DERIVACION
 YV1-2-3 ELECTROVALVULA HUMIDIFICADOR

IT

C1-C2-C3 CONDENSATORE
 BL BACK LIGTH - RETROILLUMINAZIONE
 HL1 LAMPADA CELLA
 KM1 CONTATTORE RESISTENZE
 M1-M2-M3 MOTORE VENTILATORE
 P1 SONDA TERMOSTATO
 P2 SONDA AL CUORE
 R1-R2-R3 RESISTENZA
 R4-R4-R6 RESISTENZA
 R7-R8-R9 RESISTENZA
 SB1 MICROINTERRUTTORE PORTA
 ST1 TERMOSTATO DI SICUREZZA
 X1 MORSETTIERA DI ALIMENTAZIONE
 X2 MORSETTIERA DI DERIVAZIONE
 YV1-2-3 ELETTRORVALVOLA ACQUA

1

2

3

4