

3rd ANGLE PROJECTION

DO NOT SCALE

REMOVE ALL SHARP CORNERS AND EDGES U.O.S

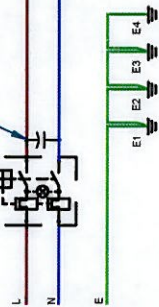
ALL DIMENSIONS IN mm

IF IN DOUBT ASK

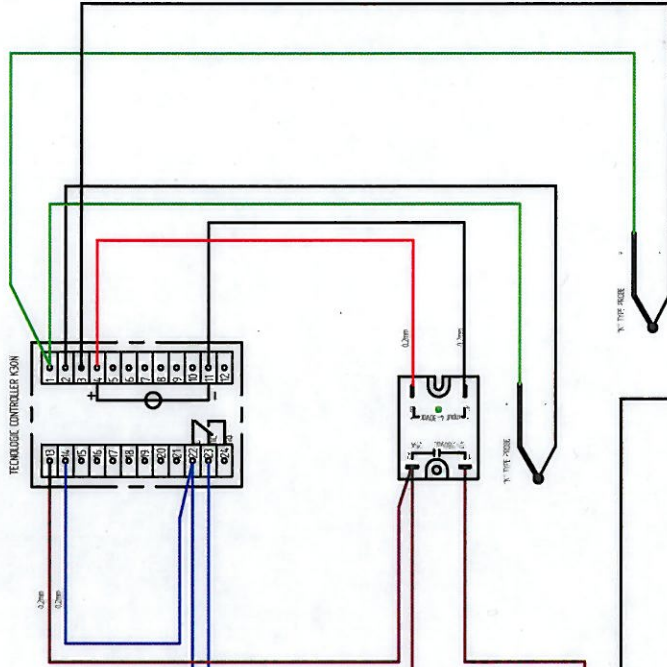
Metallised Polypropylene Capacitor Class X2 220nF 275Vac

SW1/MEB

AC LINE IN

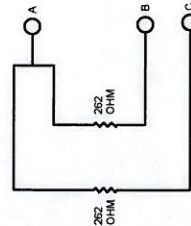


ALL WIRES TO THE CONNECTOR BLOCK TO BE 1.5mm 105°C



ENSURE CONTROL BOX SOCKET IS FACING FRONT FOR CALIBRATION

Input between B and C : 230V
Input between A and (B-C): 115V



NOTE : ONLY WIRE "A" IS IDENTED FOR 230V OPERATION USE END CRIMP TO COVER EXPOSED END OF WIRE "A" AND TIE BACK INTO LOOM.

DESCRIPTION S280 GENERAL ASSY

QF05024/9/02

MATERIAL SEE PARTS LIST

FINISH

TOLERANCES U.O.S
HOLE DIA +0.2 mm
HOLE CTRS +/- 0.25 mm
GENERAL +/- 0.50 mm

DRN	MJC	1	25/08/2011	LR	MJC	SIGN
DATE	19/07/2011	ISSUE	DATE	MOD	MOD	MOD
SCALE	N.T.S	SHEET	3 OF 3			
CHKD	ALR	DRG No.	S280			