

3rd ANGLE PROJECTION

DO NOT SCALE

REMOVE ALL SHARP CORNERS AND EDGES U.O.S

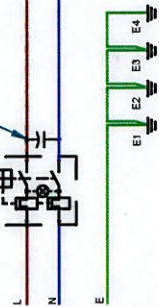
ALL DIMENSIONS IN mm

IF IN DOUBT ASK

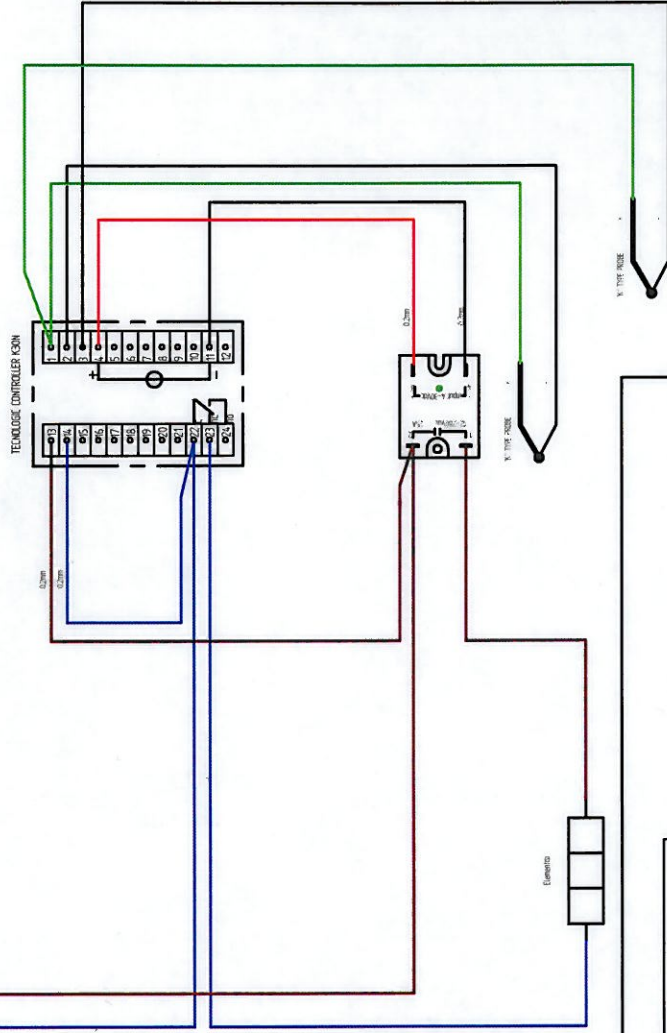
Metallised Polypropylene Capacitor Class X2 220nF 275Vac

SW1/1MCB

AC LINE IN

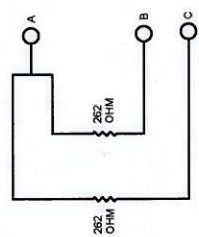


ALL WIRES TO THE CONNECTOR BLOCK TO BE 1.5mm 105°C



ENSURE CONTROL BOX SOCKET IS FACING FRONT FOR CALIBRATION

Input between B and C : 230V
Input between A and (B-C): 115V



NOTE : ONLY WIRE "A" IS IDENTED FOR 230V OPERATION USE END CRIMP TO COVER EXPOSED END OF WIRE "A" AND TIE BACK INTO LOOM.

DRN	MJC	1	24/08/2011	I.R	MJC	SIGN
DATE	19/07/2011	ISSUE	DATE	MOO	MOO	MOO
SCALE	N.T.S	SHEET	3	OF	3	
CHKD	A.C.R	SHEET	S14D			
DRG No.						

TOLERANCES U.O.S	
HOLE DIA	+ 0.2 mm
HOLE CTRS	+/- 0.25 mm
GENERAL	+/- 0.50 mm

DESCRIPTION 14L SAMMIC BATH GENERAL ASSY

GF0502/4/9/02 MATERIAL SEE PARTS LIST

FINISH